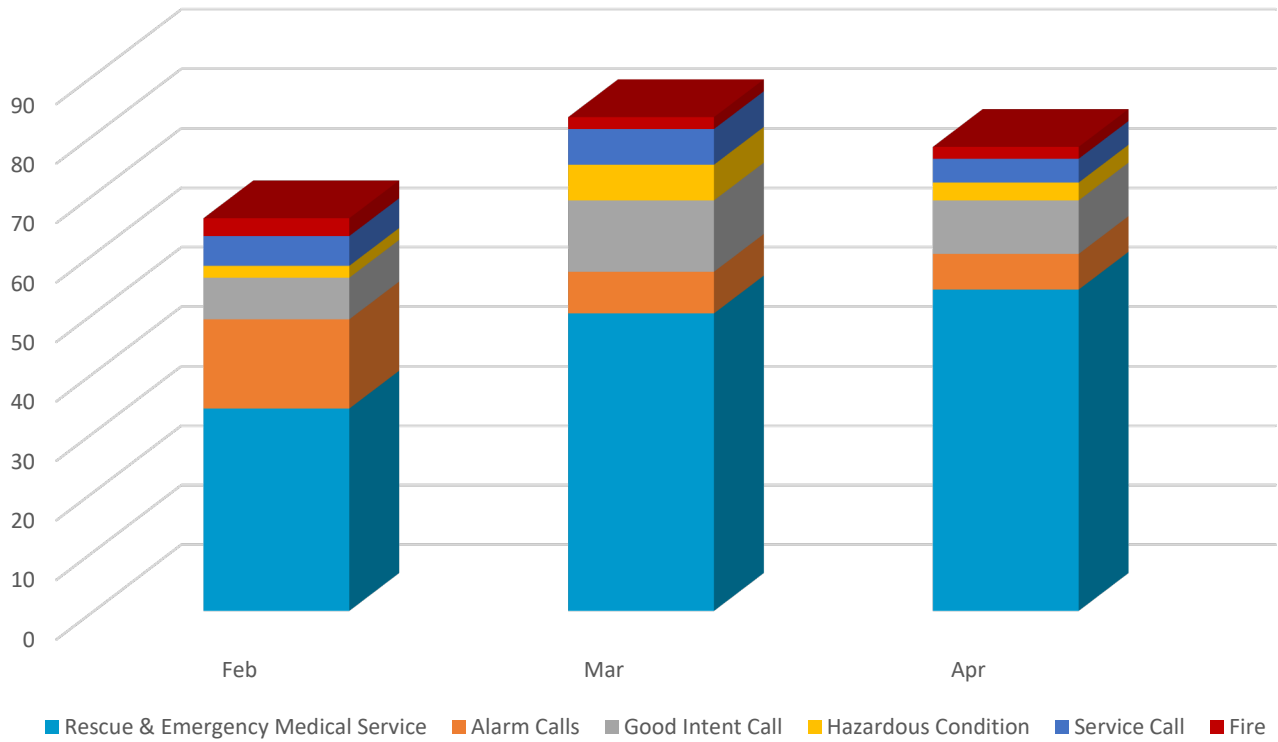
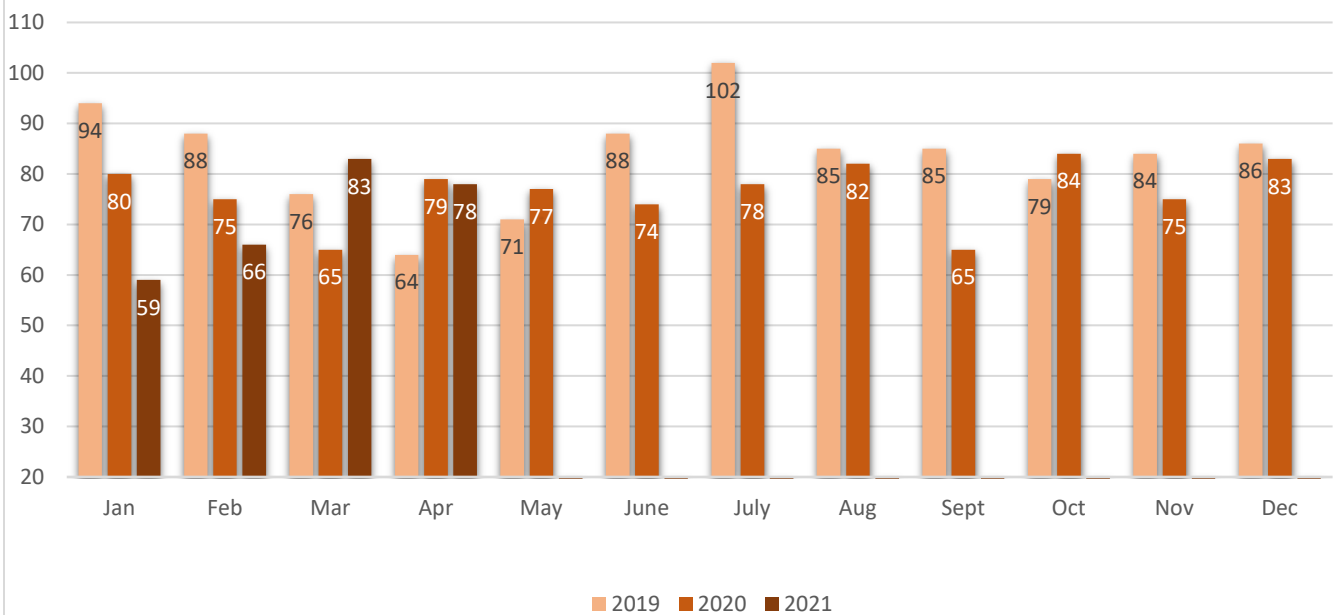


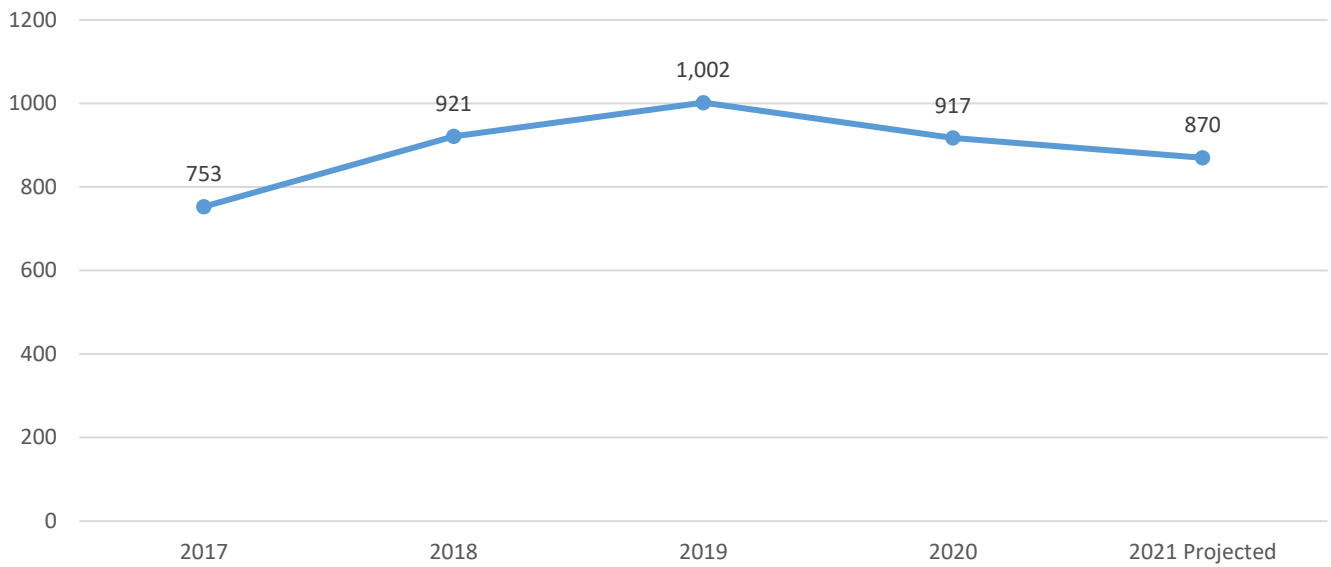
### Calls by Type and Month



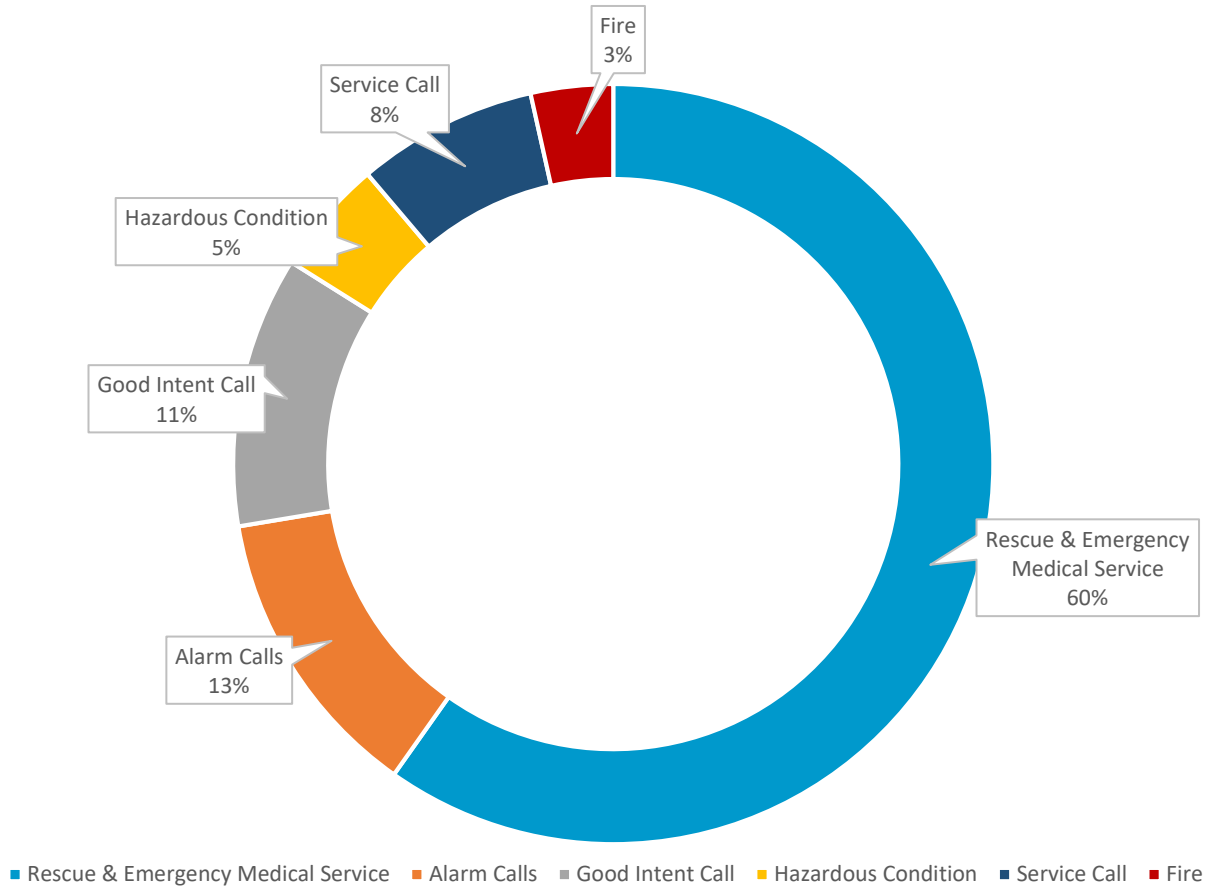
### Chanhassen Fire Department Calls By Month Comparison



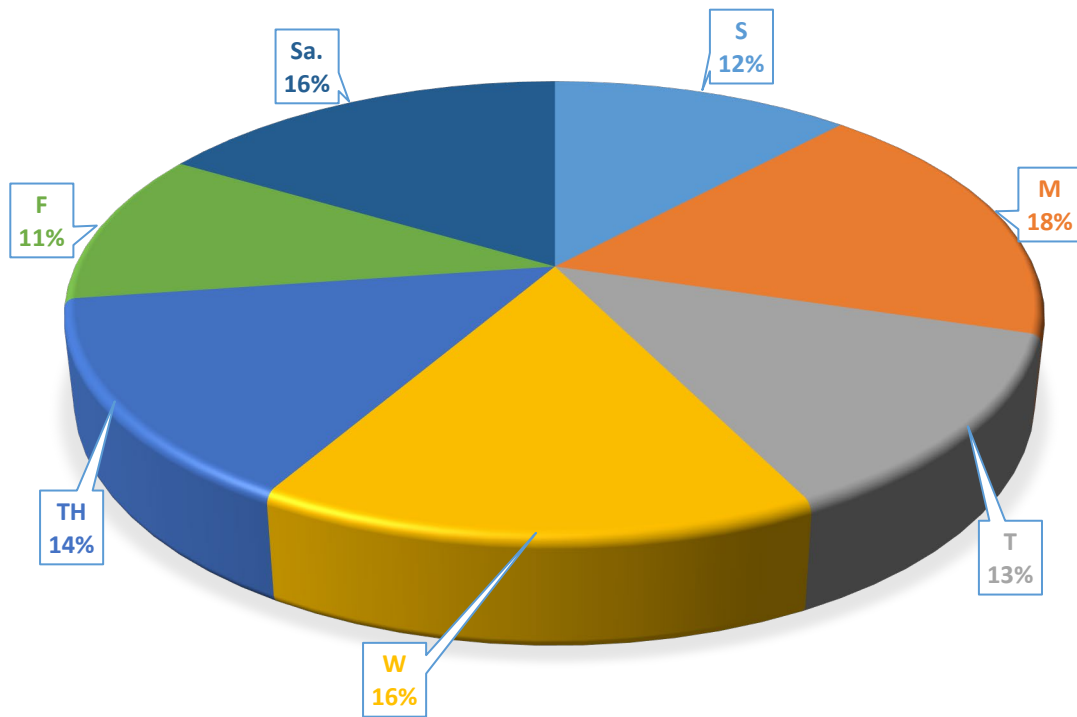
Calls for Service by Year



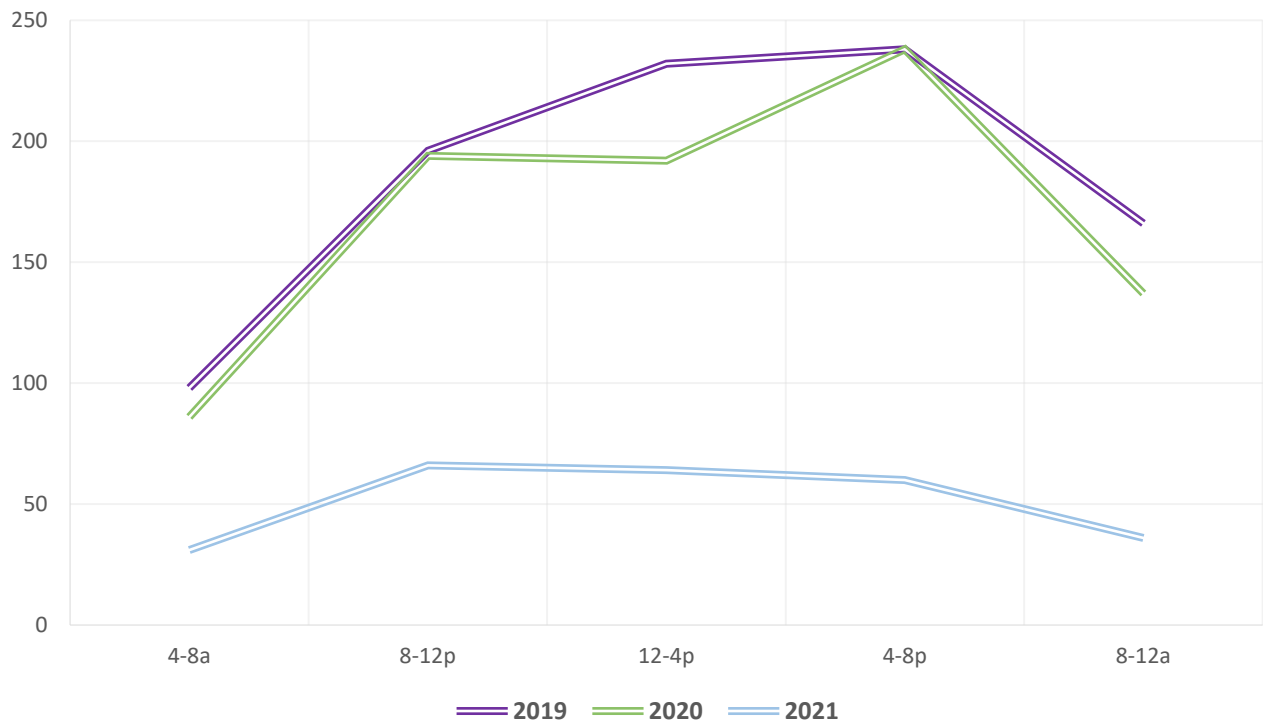
2021 Calls for Service by % of Call Type



## 2021 CALLS BY DAY OF WEEK



## CALLS BY TIME OF DAY



## Incident Type Report (Summary)

Incident Type	Total Incidents	Total Incidents % of Incidents	Total Property Loss	Total Content Loss	Total Loss
<b>Incident Type Category: 1 - Fire</b>					
111 - Building fire	1	1.3%			
131 - Passenger vehicle fire	1	1.3%	3,500	200	3,700
<b>Total: 2</b>	<b>Total: 2.6%</b>	<b>Total: 3,500</b>	<b>Total: 200</b>	<b>Total: 3,700</b>	
<b>Incident Type Category: 3 - Rescue &amp; Emergency Medical Service Incident</b>					
321 - EMS call, excluding vehicle accident with injury	48	61.5%			
322 - Motor vehicle accident with injuries	5	6.4%			
353 - Removal of victim(s) from stalled elevator	1	1.3%			
<b>Total: 54</b>	<b>Total: 69.2%</b>	<b>Total: 0</b>	<b>Total: 0</b>	<b>Total: 0</b>	
<b>Incident Type Category: 4 - Hazardous Condition (No Fire)</b>					
412 - Gas leak (natural gas or LPG)	3	3.8%			
<b>Total: 3</b>	<b>Total: 3.8%</b>	<b>Total: 0</b>	<b>Total: 0</b>	<b>Total: 0</b>	
<b>Incident Type Category: 5 - Service Call</b>					
551 - Assist police or other governmental agency	1	1.3%			
<b>Total: 1</b>	<b>Total: 1.3%</b>	<b>Total: 0</b>	<b>Total: 0</b>	<b>Total: 0</b>	
<b>Incident Type Category: 6 - Good Intent Call</b>					
611 - Dispatched and cancelled en route	3	3.8%			
6111 - EMS Dispatched and cancelled en route	2	2.6%			
622 - No incident found on arrival at dispatch address	3	3.8%			
651 - Smoke scare, odor of smoke	1	1.3%			
<b>Total: 9</b>	<b>Total: 11.5%</b>	<b>Total: 0</b>	<b>Total: 0</b>	<b>Total: 0</b>	
<b>Incident Type Category: 7 - False Alarm &amp; False Call</b>					
731 - Sprinkler activation due to malfunction	1	1.3%			
733 - Smoke detector activation due to malfunction	1	1.3%			
744 - Detector activation, no fire - unintentional	1	1.3%			
745 - Alarm system activation, no fire - unintentional	2	2.6%			
746 - Carbon monoxide detector activation, no CO	1	1.3%			
<b>Total: 6</b>	<b>Total: 7.7%</b>	<b>Total: 0</b>	<b>Total: 0</b>	<b>Total: 0</b>	
<b>Incident Type Category: 9 - Special Incident Type</b>					
911 - Citizen complaint	3	3.8%			
<b>Total: 3</b>	<b>Total: 3.8%</b>	<b>Total: 0</b>	<b>Total: 0</b>	<b>Total: 0</b>	
<b>Total: 78</b>	<b>Total: 100.0%</b>	<b>Total: 3,500</b>	<b>Total: 200</b>	<b>Total: 3,700</b>	

## Report Filters

Basic Incident Date Time: is between '4/1/2021' and '4/30/2021'

## Report Criteria

Incident Type (Fd1.21): Is Not Blank

